



Early Registration and Pre- Kindergarten Experience 2016-2017 Data Findings

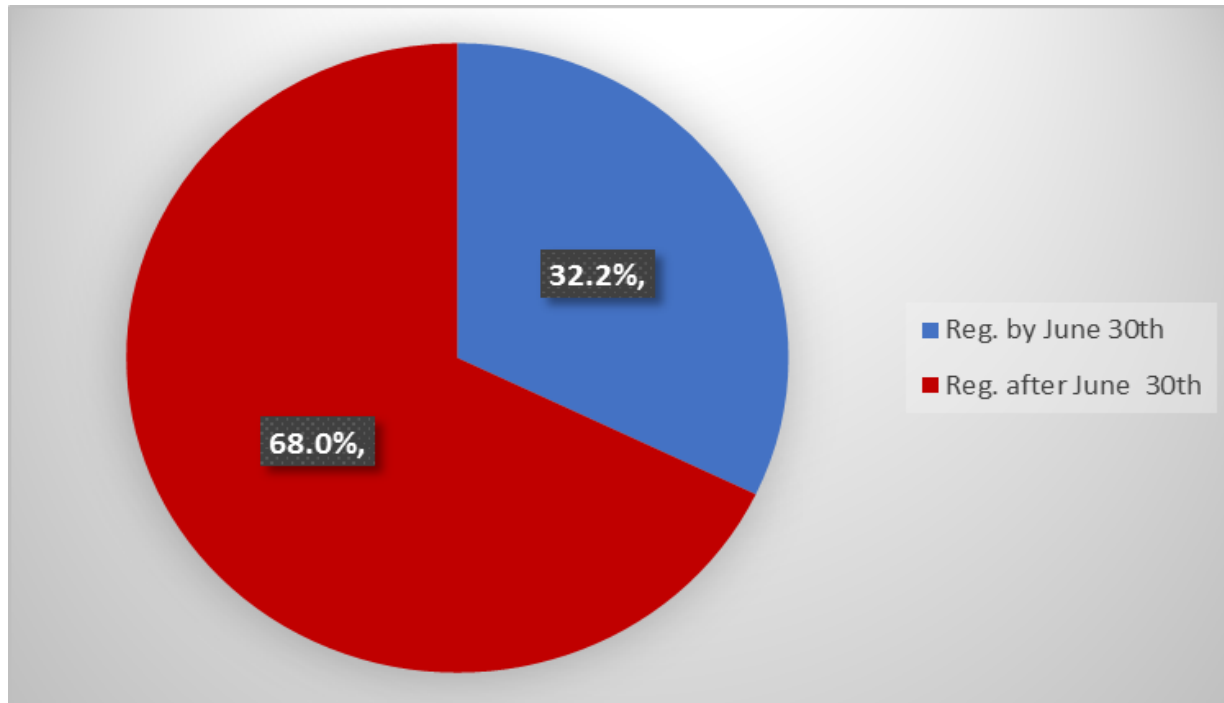
By Veronica Cano, PhD
Research and Evaluation Analyst Senior
SUN Service System
Multnomah County

Overview

- Early Kindergarten Registration Campaign Data by Districts
- Early Kindergarten Registration Campaign Data by Race/Ethnicity
- Analysis of Early Kindergarten Registration Campaign Data and Kindergarten Attendance
- Pre-Kindergarten Experience Data by Districts/Attendance*

Registration Status Overall

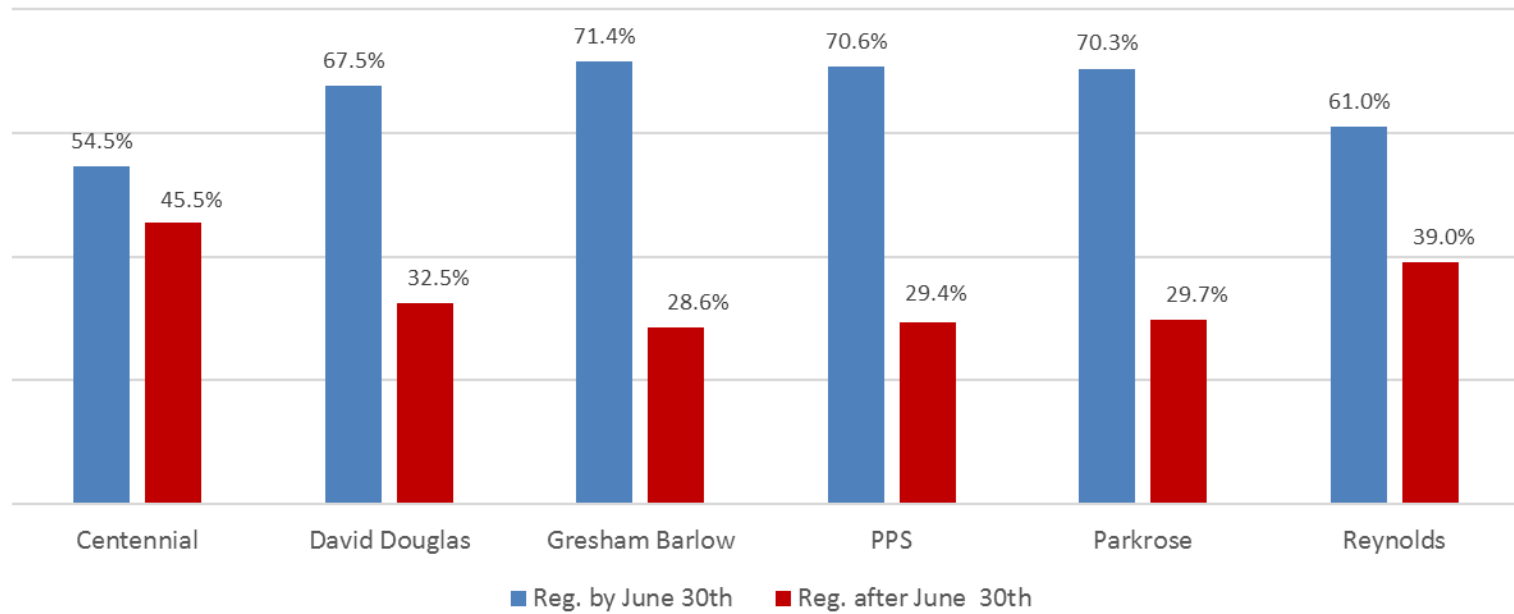
- Overall, 68% of all children were registered in kindergarten before the June 30th campaign goal. Of the 6,645 children enrolled in kindergarten across all six school districts with SUN programming 35% were missing registration data.



Kindergarten Registration by School District

- Across all six school districts more than half of the children enrolled this year in kindergarten were enrolled by the June 30th campaign goal. Gresham Barlow, PPS, and Parkrose enrolled more than 70% of their kindergarteners early.

Register by June Campaign Data by Districts



Kindergarten Registration by Race/Ethnicity

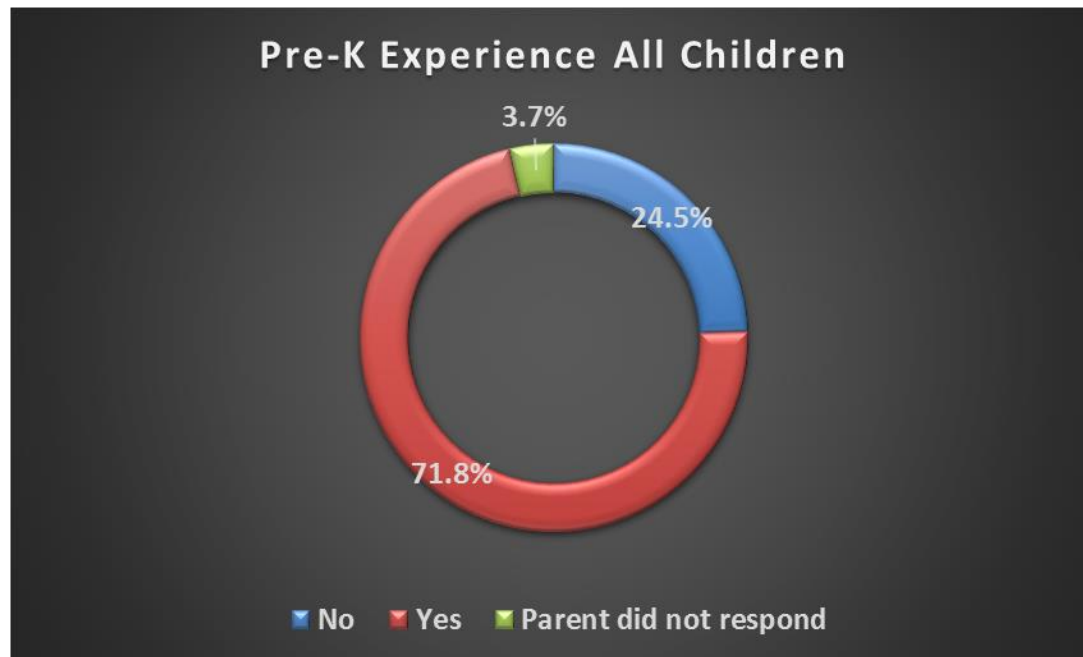
- Of the 2,075 children of color registered in kindergarten this school year, 65% were registered by June 30th.
- Registration Data by race/ethnicity:
 - Asian 77.0%,
 - White 70.0%,
 - Hispanic 69.5% ,
 - Native American 54.3%,
 - Black 50.8%
 - Pacific Islander 42.6%

Analysis of Register by June Campaign Data and Kindergarten Attendance

- Overall, children who were registered early in kindergarten were significantly more likely to have 90% or better attendance in kindergarten ($p = .000$).
- By race/ethnicity group Black ($p = .02$), Hispanic ($p = .000$), and White ($p = .000$) children who were registered early were also significantly more likely to have 90% or better attendance in kindergarten

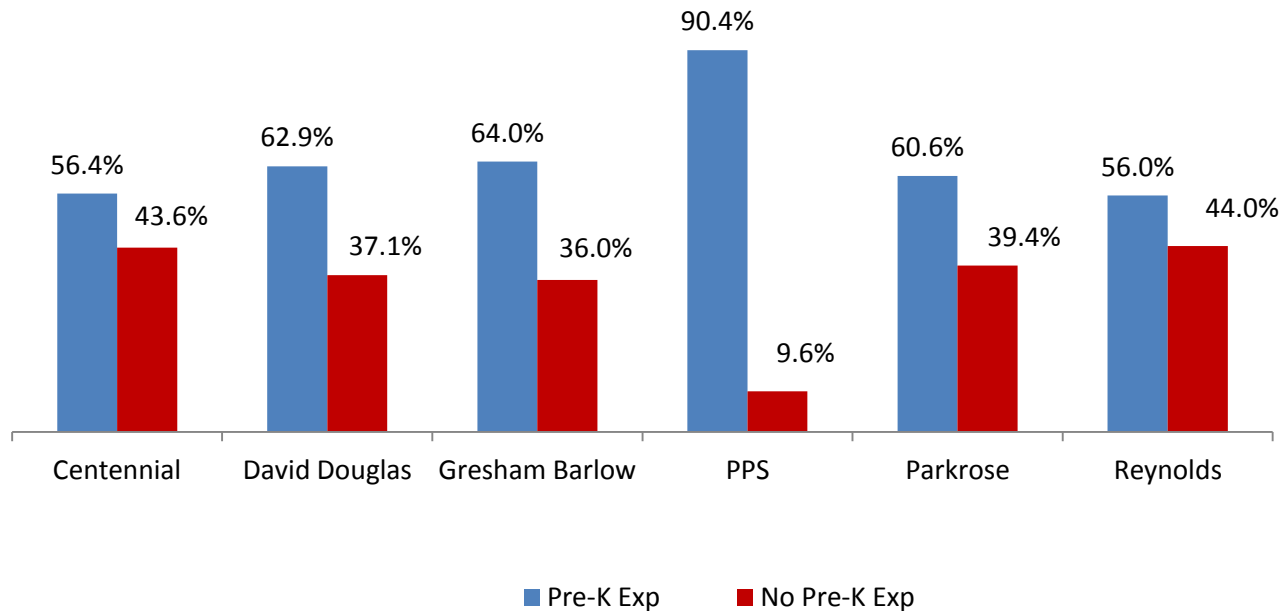
Pre-Kindergarten Experience Data

- There were 4,285 children with pre-kindergarten experience data reported in synergy. Of those, 71.8% reported pre-k experience, 3.7% of children's parents chose to not respond to this question and 24.5% did not have pre-k experience.



Pre-Kindergarten Experience Data by School District

- Analysis of pre-K experience data by school district suggests that PPS was the only school district most likely to have children with pre-k experience.

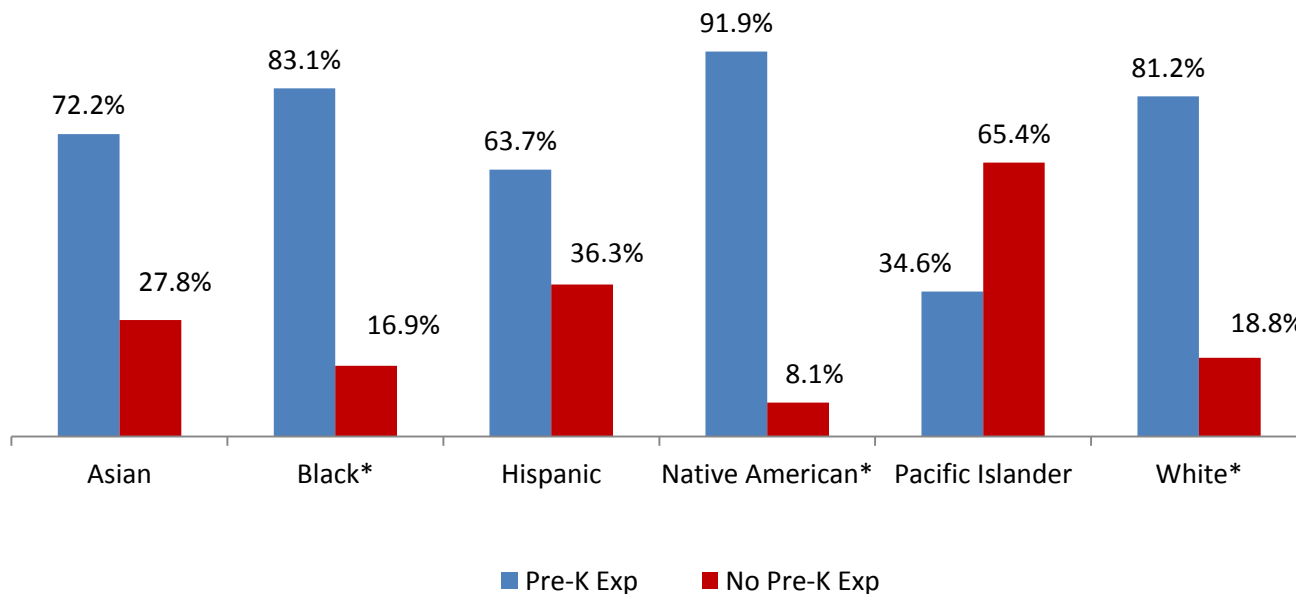


Analysis of Pre-K Experience Data and Kindergarten Attendance

- Children at Centennial ($p=.008$), Gresham Barlow ($p=.000$), and PPS ($p=.000$) with pre-k experience were significantly more likely to have an attendance rate of 90% or better in kindergarten than those children without pre-k experience.

Pre-K Experience by Race/Ethnicity

- Black, Native American and White children were significantly more likely to have pre-k experience ($p = .000$).



* Statistically significant findings

Future Research

- Request Kindergarten Registration Data from 2012-2017 for trend analysis (using June 30th)
- Take a deeper look at registration trends at school level
- Currently looking at pre-kindergarten experience and SPED data